

How to Access Your Course



Technology requirements

Things to check first with your IT department:

- Video player: All videos are served through Vimeo. Does your school blacklist Vimeo? If so, is it possible to get it whitelisted?

Things for students to know:

- Browser: Elevate Online is best viewed through Chrome or Microsoft Edge. Do not use Safari or Firefox.

Step 1. Register

Click here!

<https://elevateeducationonline.com/>

Click to add text

Select 'My school has Elevate Online' and then select "Activate account!"

Check your emails for your Activation code!

Step 1. Register

Fill in the form!

Make sure you fill in all details correctly

School e-mail *

if you get an error message "email is already in use" go to login page.

First Name *

Last Name *

Create Password *

To create a 'Strong' password, you'll want a mixture of capital letters, numbers and symbols. It's easier to create a 'passphrase' than a 'password' - so go for a short sentence, or a couple of words strung together! For example, you could start with 'LoveSandwiches!', then replace some of the letters with numbers or symbols, like '1Lov3Sandwich3s!' (but don't use this one, as we've already used it!). Minimum length of 8 characters. The password must have a minimum strength of Strong.

Repeat Password *

I am a *

Country/Region *

Year level *


Send these credentials via email.

Strong password =
At least 10 characters
1 capital
1 number
1 symbol


If it comes up only as medium strength add another word, more capitals, symbols or numbers


Step 2. Begin!

– Meet Your Guides

 **Welcome**

Katie and James will give you a rundown of who Elevate are, what we're going to cover today and will answer the question, 'Why do some students get the top grades?'



 **Activity**

Step 1: If you haven't already, [download your Study Sensei workbook](#).

Things to be aware of!

Uploading work

When you upload course work you will see a “Thanks for submitting” message.

Step 1: Go to your assessment authority/exam board website. It might be VCAA, NESA, Edexcel or QCAA. Assessment authorities and exam boards are different depending on where you go to school. If you don't know yours, check with a friend or teacher.

Step 2: Pick one subject and find the syllabus/study design/course outline for the subject.

Step 3: Find the part with the bullet points. The heading might be 'Outcomes', 'Students Learn', 'Students Investigate' or 'Assessment Objectives'.

Step 4: Upload a screenshot of the bullet points you could be assessed on. We'll let you know if you've found the right section and are on the right track.

Remember: Every subject you're studying will have a syllabus, and every syllabus will have this section. By making sure you cover every point in your syllabus, you go into an exam knowing with 100% certainty everything that could be asked. It's like cheating, but you're supposed to do it.



Thanks for submitting!

Don't worry if that message disappears or it says 'Upload' again next time you log in. If you got a “Thanks for submitting” message your work has been received!

Things to be aware of!

Can't write in or save the workbook / manual?

There is a downloadable writable PDF manual for each seminar. If you...

Can't write in it?

Check your browser. Writable PDFs don't work in Firefox or Safari. Instead, try a different browser, preferably Chrome or Microsoft Edge.

Can't save it with your answers?

If you have completed the workbook and want to save your answers simply go "Print", then pick from the list of printer options and pick either "Save to PDF" or "Print to PDF".

Things to be aware of!

I can't navigate back to the log-in page or Course Library!

Once you have created your account, you can navigate back to the Course Library by going to www.elevateeducationonline.com/login/

Having trouble?

If you're having trouble at any stage, head here:

www.elevateeducationonline.com/troubleshooting



You can either speak to us on the 'Chat' – the pink bubble in the bottom right corner of the screen, or fill in the 'Ask a Question' form.

elevate 
education

